



## HAND SAWS

**5254**



**Bow frame saw**

L (mm)	V (mm)
530	205
610	215
760	230
800	240
914	250

**5244.1**



**Blade for bow frame saw - green wood**

L (mm)	H (mm)	S (mm)
530	20	0,67
610	20	0,67
760	20	0,67
800	20	0,67
900	20	0,67
914	20	0,67
1000	20	0,67

**5244.2**



**Blade for bow frame saw - dry wood**

L (mm)	H (mm)	S (mm)
530	20	0,67
610	20	0,67
760	20	0,67
800	20	0,67
900	20	0,67
914	20	0,67

**5 251**



**Small bow frame saw**

L (mm)	V (mm)
500	195

**5249.1**



**Blade for small bow frame saw**

L (mm)	H (mm)	S (mm)
500	18	0,6

**5 263**



**Barring garden saw with tensioning lever**

L (mm)	V (mm)
300	163

**5 267**



**Barring garden saw with tensioning lever and tube for stick**












L (mm)	V (mm)
300	160











**5 265**



















**Pruning garden saw**

L (mm)	V (mm)
300	143

<b>0</b>	<b>Spare saw blade for garden saw</b>			
	<b>L (mm)</b>	<b>H (mm)</b>	<b>T (mm)</b>	
<b>5 260</b> 	300	15	5	
<b>5 261</b> 	300	15	4	
<b>5262.15</b> 	300	15	5	
<b>5264</b> 	<b>Pruning garden saw</b>			
	<b>L (mm)</b>	<b>V (mm)</b>		
	165	58		
<b>5264.1</b> 	<b>Spare saw blade for pruning garden saw</b>			
	<b>L (mm)</b>	<b>H (mm)</b>	<b>T (mm)</b>	
	165	7,5	2	
<b>5296</b> 	<b>Folding pruning saw</b>			
	<b>L (mm)</b>	<b>S (mm)</b>	<b>T (mm)</b>	
	170	1,3	3,6	
<b>5297</b> 	<b>Pruning saw</b>			
	<b>L (mm)</b>	<b>H (mm)</b>	<b>T (mm)</b>	
	300	1,2	3,6	
<b>5298</b> 	<b>Curved pruning saw</b>			
	<b>L (mm)</b>	<b>H (mm)</b>	<b>T (mm)</b>	
	330	1,2	3,6	
<b>5299</b> 	<b>Pruning saw with tube stick</b>			
	<b>L (mm)</b>	<b>S (mm)</b>	<b>T (mm)</b>	
	300	1,2	5	
<b>2956</b> 	<b>Hack saw frame</b>			
	<b>L (mm)</b>	<b>V (mm)</b>		
	300	115		
<b>2957</b> 	<b>Hack saw frame - ALU Profil</b>			
	<b>L (mm)</b>	<b>V (mm)</b>		
	300	158		

<b>5280</b> 	<b>Straight back saw</b>			
	L (mm)	S (mm)	T (mm)	
	250	0,65	2,05	
<b>5281</b> 	<b>Back saw with bended handle</b>			
	L (mm)	S (mm)	T (mm)	
	250	0,65	2,05	
<b>5282</b> 	<b>Back saw with toggle handle</b>			
	L (mm)	S (mm)	T (mm)	
	250	0,65	2,05	
<b>5283</b> 	<b>Tenon saw</b>			
	L (mm)	S (mm)	TPI	
	300	1,0	12	
<b>5284</b> 	<b>Tenon - Veneer saw</b>			
	L (mm)	S (mm)	T (mm)	
	320	1,0	12	
<b>6053</b> 	<b>Mitre box</b>			
	L (mm)	H (mm)		
	250	97/65		
<b>5 285</b> 	<b>Foxtails saw with opened handle</b>			
	L (mm)	S (mm)	TPI	
	250	0,8	9	
	315	0,8	9	
<b>5286.A</b> 	<b>Foxtails saw with closed plastic handle</b>			
	L (mm)	S (mm)	TPI	
	300	0,8	12	
<b>5286.A</b> 	<b>Foxtails saw with closed plastic handle</b>			
	L (mm)	S (mm)	TPI	
	400	0,8	9	
	450	0,8	9	
	500	1,0	7	
<b>5286.B</b> 	<b>Foxtails saw with closed wooden handle</b>			
	L (mm)	S (mm)	TPI	
	400	0,8	9	
	500	1,0	7	

<b>5291</b> 	<b>Keyhole saw</b>			
	<b>L (mm)</b>	<b>S (mm)</b>	<b>TPI</b>	
	<b>250</b>	<b>1,1</b>	<b>7</b>	
	<b>315</b>	<b>1,1</b>	<b>7</b>	
<b>5292</b> 	<b>Foxtail saw with three exchangeable blades</b>			
	<b>L (mm)</b>	<b>S (mm)</b>	<b>T (mm)</b>	
	<b>250</b>	<b>0,6</b>	<b>2,05</b>	
	<b>315</b>	<b>1,2</b>	<b>3,60</b>	
<b>5269</b> 	<b>Fret saw frame</b>			
	<b>L (mm)</b>	<b>V (mm)</b>		
	<b>120</b>	<b>300</b>		
	<b>Saw blade for joinery frame</b>			
	<b>L (mm)</b>	<b>H (mm)</b>	<b>T (mm)</b>	
<b>5270</b> 	<b>800</b>	<b>40</b>	<b>5,00</b>	
<b>5271</b> 	<b>800</b>	<b>40</b>	<b>3,15</b>	
<b>5272</b> 	<b>800</b>	<b>40</b>	<b>6,30</b>	
<b>5273</b> 	<b>800</b>	<b>8</b>	<b>2,50</b>	
	<b>Folding joinery frame saw blades</b>			
	<b>L (mm)</b>	<b>H (mm)</b>	<b>T (mm)</b>	
<b>5277.1</b> 	<b>500</b>	<b>20</b>	<b>5,00</b>	
<b>5277.2</b> 	<b>500</b>	<b>20</b>	<b>3,15</b>	
<b>5277.3</b> 	<b>500</b>	<b>8</b>	<b>2,50</b>	

<b>5257</b> 	<b>Butcher saw</b>		
	L (mm)	V (mm)	pcs in packing
	450	158	15
<b>5256</b> 	<b>Butcher saw blade</b>		
	L (mm)	H (mm)	T (mm)
	450	20	2,5
<b>Foxtail hand saws with tungsten carbide tips</b>			
<b>5289</b>	Number of teeth	L (mm)	
	34/17 with carbide tips	630	
	34/34 with carbide tips	630	
			
<b>5287</b>	Number of teeth	L (mm)	
	22/11 with carbide tips	450	
	22/22 with carbide tips	450	
			
<b>Foxtail hand saw without carbide tips</b>			
<b>5288</b>	Počet zubů	L (mm)	
	34 without carbide tips HARDENED TEETH 62-64 HRC	630	
			
<b>Hollow brick saw (PORO-THERM)</b>			
<b>5290</b>	Number of teeth	L (mm)	
	74	600	
			
<b>SAW FOR INSULATION MATERIALS - Polystyrene, Wool, PUR Foam</b>			
<b>5293</b>	L (mm)	S (mm)	TPI
	400 mm	0,80	13
	450 mm	0,80	13
	500 mm	1,00	13
